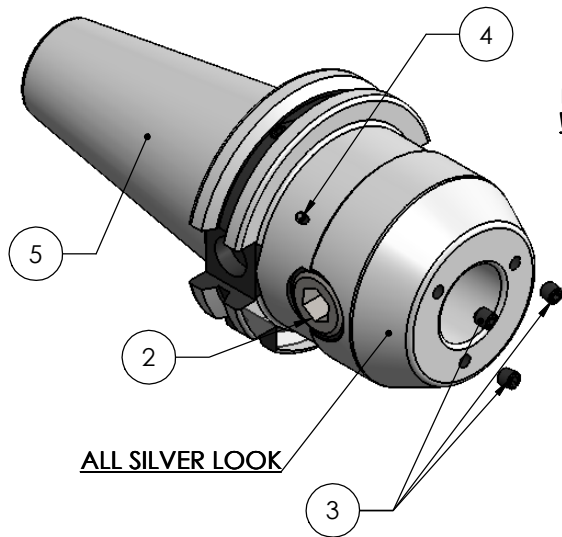


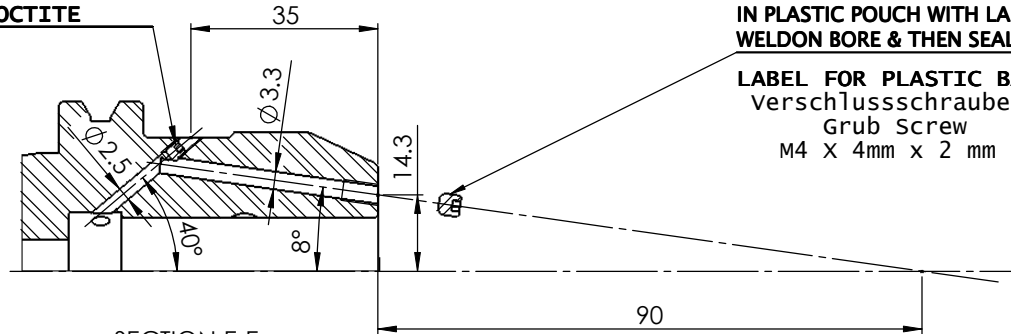
All Dimensions are in MM

Rev.No.	Ch.Let	Alterations	Date	Sign.	Appd.
01	(A)	BALANCING : 6.3G 15000 RPM IS CHANGED TO 2.5G 25000 RPM	18.05.15	RPA	RVL



ALL SILVER LOOK

PERMENTENT SEALING WITH LOCTITE



SECTION E-E
SCALE 1 : 1

SCREWS TO BE PACKED SEPERATELY IN PLASTIC POUCH WITH LABEL & PUT INTO WELDON BORE & THEN SEAL THE HOLDER WITH COVER

LABEL FOR PLASTIC BAGS:
Verschlusschraube
Grub screw
M4 X 4mm x 2 mm

Label :

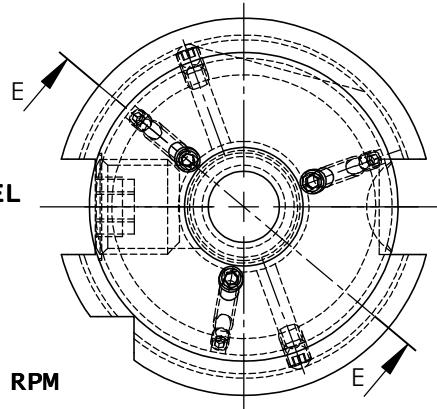
2002306.2000
WELDON-AUFNAHME MIT KK
WELD.HOLDER COOL.CHANNEL
DIN69871 SK40 ADB
WK 20 mm x 63 mm
G2.5 / 25000

NOTE :

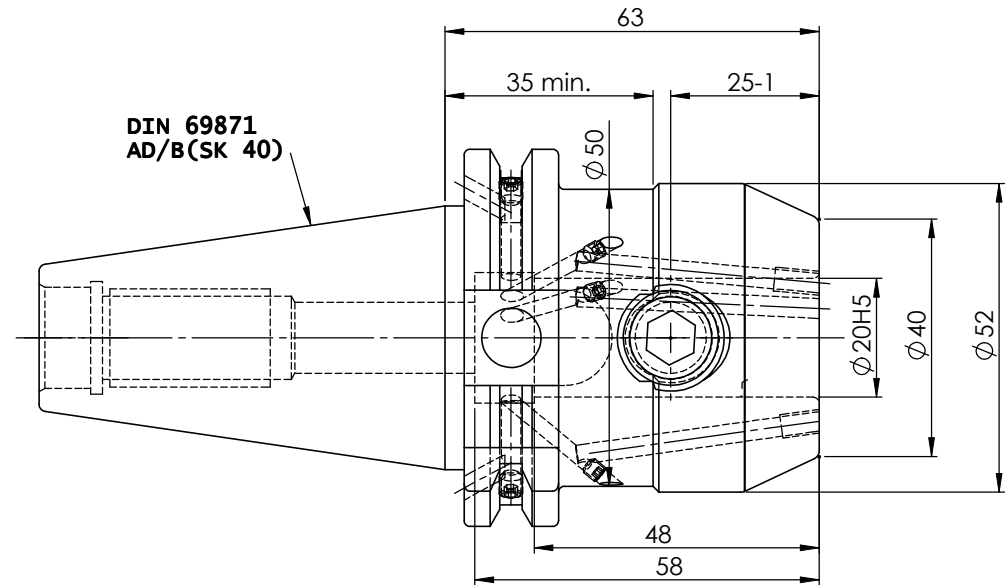
BALANCING 2.5G AT 25000 RPM

WEIGHT : 1.6 kg

MARKING : DIN 69871 AD/B SK40 WK20H63
G2.5 25000 U/MIN



DIN 69871
AD/B(SK 40)



ITEM NO.	PART NUMBER	DESCRIPTION	QTY.
2	GS-M16x16-DIN1835-B	GRUB SCREW-(B.O.)	1
3	GS-M4X4	GRUB SCREW-(B.O.)	5
4	GS-M3X3	GRUB SCREW(B.O)	3
5	SK40EK20063FWW	END MILL HOLDER	1

	µ m	0.012	0.025	0.05	0.1	0.2	0.4	0.8	1.6	3.2	6.3	12.5	25	50	
GRADES		N1	N2	N3	N4	N5	N6	N7	N8	N9	N10	N11	N12		
SYMBOLS		▽▽▽			▽▽			▽			~				
TOLERANCE FREE DIMENSIONS TOLERANCE		2014		NAME		DATE									
Dimns.	Dia	Length	DRAWN		RPA		28/07								
0.5 to 3	± 0.05	± 0.10	CHECKED		RVL		28/07								
3 to 6	± 0.10	± 0.15	APPROVED		SSR		28/07								
6 to 30	± 0.15	± 0.20	SCALE : NTS		QTY. :										
30 to 120	± 0.20	± 0.25	PART NAME:				DRAWING No.				REV.				
120 to 500	± 0.30	± 0.50	END MILL HOLDER				SK40EK20063FWW				01				

WEMAG
2002306.2000