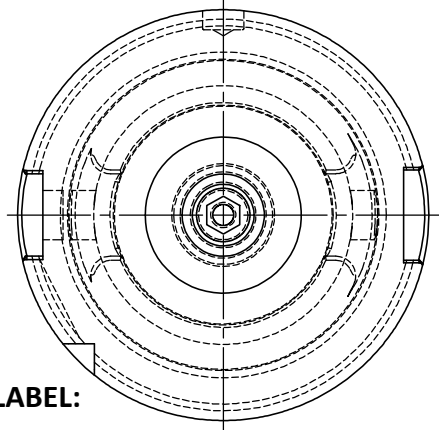
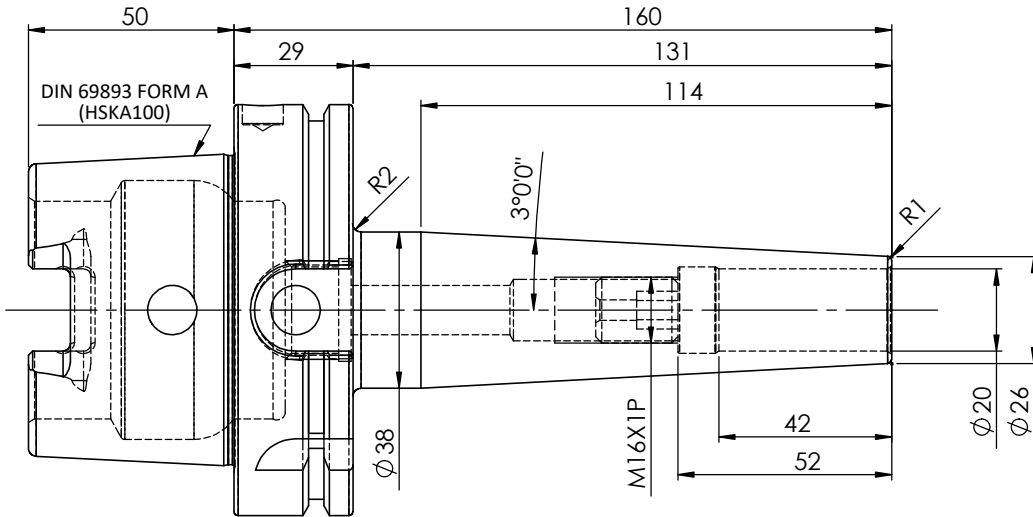
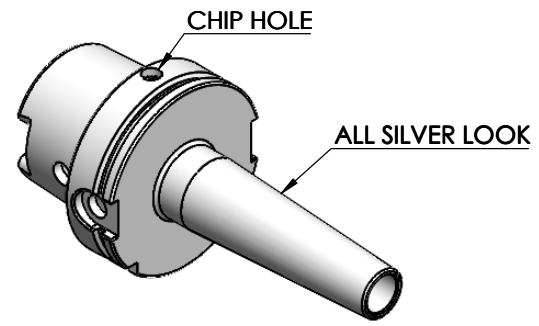


5	6	7	8
Rev.No.	Ch.Let	Alterations	Date

**All Dimensions are in MM**

**For Customer Approval**



**LABEL:**

**2002388.2002  
 SCHRUMPFUTTER SCHLANK 3°  
 SHRINK FIT HOLDER SLIM 3°  
 DIN 69893 HSK100A  
 SRS 20mm X 160mm  
 G2.5/25000 U/MIN**

**MARKING: DIN 69893 A HSK100A SFHS20 H160  
 G2.5 25000 U/MIN**

Notes	
Balancing Value	G2.5 @25000 RPM
Approx Weight	2.70Kg

µ m	0.012	0.025	0.05	0.1	0.2	0.4	0.8	1.6	3.2	6.3	12.5	25	50
GRADES	N1	N2	N3	N4	N5	N6	N7	N8	N9	N10	N11	N12	
SYMBOLS	▽▽▽	▽▽	▽	▽	▽	▽	▽	▽	▽	▽	▽	▽	~

TOLERANCE		MATERIALS:		2024	NAME	DATE
FREE DIMENSIONS	TOLERANCE	HDS		DRAWN	YSK	03/09
Dimns.	Dia Length			CHECKED	RVL	03/09
0.5 to 3	± 0.05 ± 0.10			APPROVED		
3 to 6	± 0.10 ± 0.15			SCALE: NTS	QTY.:	
6 to 30	± 0.15 ± 0.20			PART NAME:		DRAWING No.
30 to 120	± 0.20 ± 0.25	HSKA100SFS20160WW		2002388.2002		
120 to 500	± 0.30 ± 0.50			FWA100H-SFS20160		

ITEM NO.	PART NUMBER	DESCRIPTION	QTY.
2	SCWM16x1x20	STOPPER SCREW	1
1	FWA100H-SFS20160	HSKA100SFS20160WW	1

1 2 3 4

A

B

C

D

E

F

5 6 7 8

Rev.No. Ch.Let Alterations Date Sign. Appd.

For Customer Approval

Notes

Balancing Value G2.5 @25000 RPM

Approx Weight 2.70Kg

µ m 0.012 0.025 0.05 0.1 0.2 0.4 0.8 1.6 3.2 6.3 12.5 25 50

GRADES N1 N2 N3 N4 N5 N6 N7 N8 N9 N10 N11 N12

SYMBOLS

TOLERANCE FREE DIMENSIONS TOLERANCE

Dimns. Dia Length

0.5 to 3 ± 0.05 ± 0.10

3 to 6 ± 0.10 ± 0.15

6 to 30 ± 0.15 ± 0.20

30 to 120 ± 0.20 ± 0.25

120 to 500 ± 0.30 ± 0.50

MATERIALS: HDS

2024 NAME DATE

DRAWN YSK 03/09

CHECKED RVL 03/09

APPROVED

SCALE: NTS QTY.:

PART NAME: HSKA100SFS20160WW

DRAWING No. 2002388.2002

FWA100H-SFS20160

REV. 00