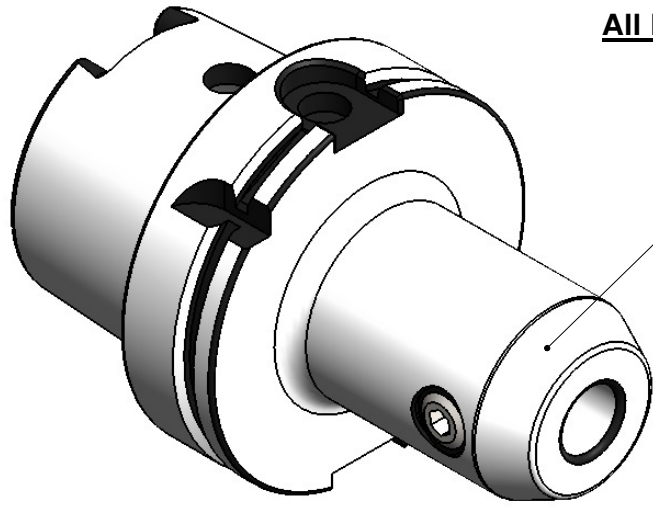
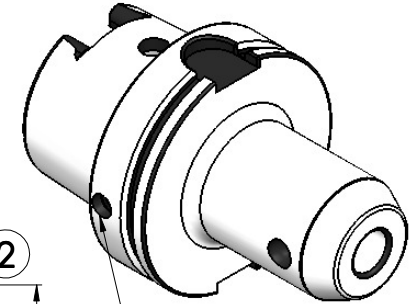
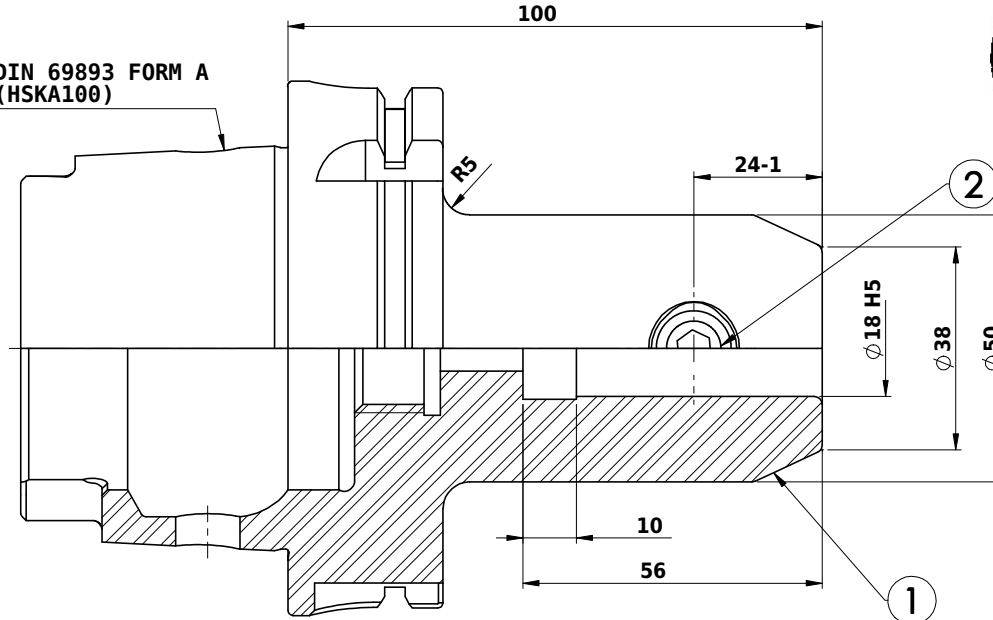


All Dimensions are in MM



ALL SILVER LOOK

DIN 69893 FORM A (HSAK100)



CHIP HOLE

Rev.No.	Ch.Let	Alterations	Date	Sign.	Appd.

CUSTOMER APPROVAL REQUIRED

APPROVED BY	
DATE	

FOR QUOTATION PURPOSE ONLY

Label :

2002378.1800  
 WELDON-AUFNAHME  
 WELDON HOLDER  
 DIN69893 HSK100A  
 WE 18 mm x 100 mm  
 G2,5 / 25000

MARKING : DIN 69893 A HSK100A WE18H100  
 G2.5 25000 U/MIN

NOTE :

BALANCING 2.5G AT 25000 RPM

WEIGHT : 3.1 kg

	μ m	0.012	0.025	0.05	0.1	0.2	0.4	0.8	1.6	3.2	6.3	12.5	25	50	
GRADES		N1	N2	N3	N4	N5	N6	N7	N8	N9	N10	N11	N12		
SYMBOLS		▽▽▽	▽▽	▽	▽	▽	▽	▽	▽	▽	▽	▽	▽	~	
TOLERANCE FREE DIMENSIONS		2015		NAME	DATE	2002378.1800									
TOLERANCE		16MnCr5		DRAWN	MHP										29/06
Dimns.	Dia	Length		CHECKED	RVL										29/06
				APPROVED											
0.5 to 3	± 0.05	± 0.10		SCALE :	NTS	QTY. :	DRAWING No.							REV.	
3 to 6	± 0.10	± 0.15		PART NAME:			END MILL HOLDER							00	
6 to 30	± 0.15	± 0.20		DRAWING No.			HSAK100 EM 18 100 WW								
30 to 120	± 0.20	± 0.25		PART NAME:			END MILL HOLDER								
120 to 500	± 0.30	± 0.50		DRAWING No.			HSAK100 EM 18 100 WW								

ITEM NO.	PART NUMBER	DESCRIPTION	QTY.
1	HSAK100 EM 18 100 WW	END MILL HOLDER	1
2	GS-M14X16-DIN1835-B	GRUB SCREW-(B.O)	1