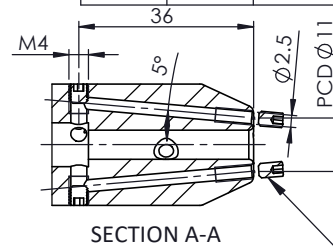
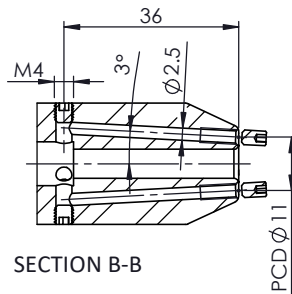


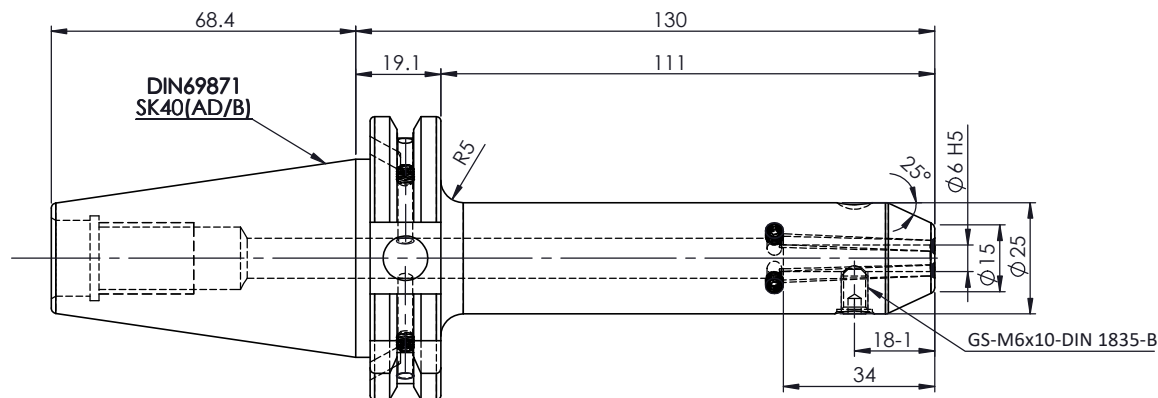
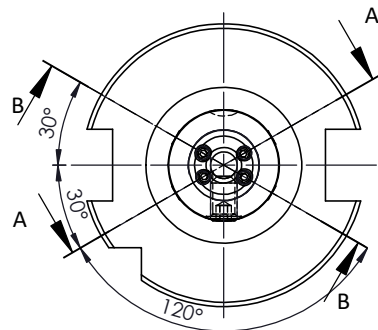
All Dimensions are in MM



For Customer Approval

**SCREWS TO BE PACKED SEPERATELY
IN PLASTIC POUCH WITH LABEL & PUT INTO
WELDON BORE & THEN SEAL THE HOLDER WITH COVER**

**LABEL FOR PLASTIC BAGS:
Verschlusschraube
Grub Screw
M3 X 5mm x 1.5mm**



LABEL :
2002306.0605
WELDON-AUFNAHME MIT KK
WELD.HOLDER COOL.CHANNEL
ISO 7388-1 (DIN69871) SK40 AD/AF (AD+B)
WK 06 mm x 130 mm
G2.5 25000 U/MIN

**MARKING : ISO 7388-1 (DIN69871) SK40 AD/AF (AD+B) WK06 H130
G2.5 25000 U/MIN**

NOTE :
BALANCING 2.5G AT 25000 RPM

WEIGHT :1.20 Kg

| ITEM NO. | PART NUMBER | DESCRIPTION | QTY. |
|----------|--------------------|----------------|------|
| 1 | FWS409H-EKH06130 | SK40EK06130FWW | 1 |
| 2 | GS-M6X10-DIN1835-B | GRUB SCREW | 1 |
| 3 | GS-M3X5 | GRUB SCREW | 4 |
| 4 | GS-M4X4 | GRUB SCREW | 4 |
| 5 | GS-M4X4-COATING | GRUB SCREW | 2 |

| | | | | | | | | | | | | | | |
|------------|---------|-----------------|--------|------------|-----|----------------|--------|----------|--------------------|------------------|---------------------|------|-----|----|
| | μ m | 0.012 | 0.025 | 0.05 | 0.1 | 0.2 | 0.4 | 0.8 | 1.6 | 3.2 | 6.3 | 12.5 | 25 | 50 |
| | GRADES | N1 | N2 | N3 | N4 | N5 | N6 | N7 | N8 | N9 | N10 | N11 | N12 | |
| | SYMBOLS | ▽▽▽ | | | ▽▽▽ | | | ▽▽ | | | ▽ | | | ~ |
| TOLERANCE | | FREE DIMENSIONS | | TOLERANCE | | MATERIALS: | | 2023 | NAME | DATE | 2002306.0605 | | | |
| Dimns. | | Dia | Length | 16MnCr5 | | DRAWN | SVR | 09/12 | | | | | | |
| 0.5 to 3 | | ± 0.05 | ± 0.10 | 3 to 6 | | ± 0.10 | ± 0.15 | CHECKED | RVL | 09/12 | | | | |
| 6 to 30 | | ± 0.15 | ± 0.20 | 30 to 120 | | ± 0.20 | ± 0.25 | APPROVED | SCALE : NTS QTY. : | | | | | |
| 120 to 500 | | ± 0.30 | ± 0.50 | PART NAME: | | SK40EK06130FWW | | | | DRAWING No. | | REV. | | |
| | | | | | | | | | | FWS409H-EKH06130 | | 00 | | |