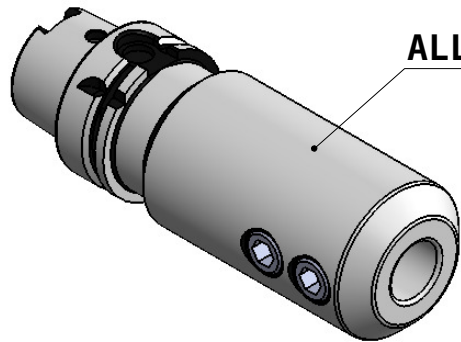


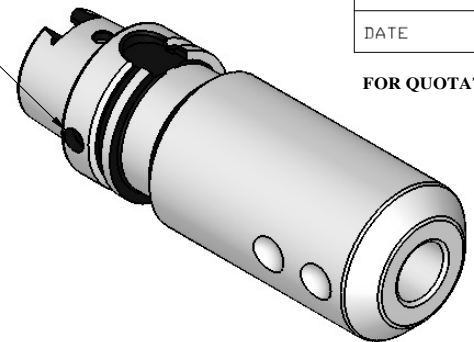
All Dimensions are in MM

Rev.No.	Ch.Let	Alterations	Date	Sign.	Appd.



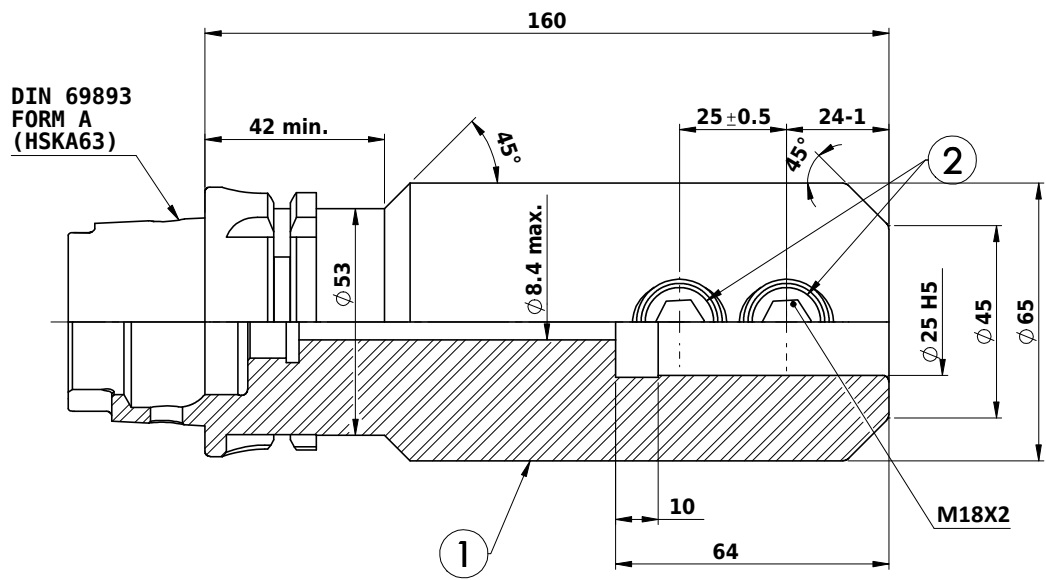
ALL SILVER LOOK

CHIP HOLE



CUSTOMER APPROVAL REQUIRED	
APPROVED BY	
DATE	

FOR QUOTATION PURPOSE ONLY



Label :

2002270.2502
 WELDON-AUFNAHME
 WELDON HOLDER
 DIN69893 HSK63A
 WE 25 mm x 160 mm
 G2,5 / 25.000

**MARKING : DIN 69893 A HSK63A WE25H160
 G2.5 25000 U/MIN**

NOTE :

BALANCING 2.5G AT 25000 RPM

WEIGHT : 3.7 kg

ITEM NO.	PART NUMBER	DESCRIPTION	QTY.
1	HSKA63 EM 25 160 WW	END MILL HOLDER	1
2	GS-M18X2X20-DIN1835-B	GRUB SCREW-M18X2X20-DIN1835-B(B.O.)	2

		µ m	0.012	0.025	0.05	0.1	0.2	0.4	0.8	1.6	3.2	6.3	12.5	25	50
		GRADES	N1	N2	N3	N4	N5	N6	N7	N8	N9	N10	N11	N12	
		SYMBOLS	▽▽▽	▽▽▽	▽▽	▽	▽	▽	▽	▽	▽	▽	▽	▽	~
TOLERANCE		MATERIALS:	2015	NAME	DATE										
FREE DIMENSIONS		16MnCr5	DRAWN	MCP	29/06										
TOLERANCE			CHECKED	RVL	29/06	2002270.2502									
Dimns.	Dia	Length	APPROVED												
0.5 to 3	±0.05	±0.10													
3 to 6	±0.10	±0.15													
6 to 30	±0.15	±0.20													
30 to 120	±0.20	±0.25													
120 to 500	±0.30	±0.50													
PART NAME:			SCALE : NTS QTY. :			DRAWING No.									
END MILL HOLDER						HSKA63 EM 25 160 WW									
						REV. 00									